



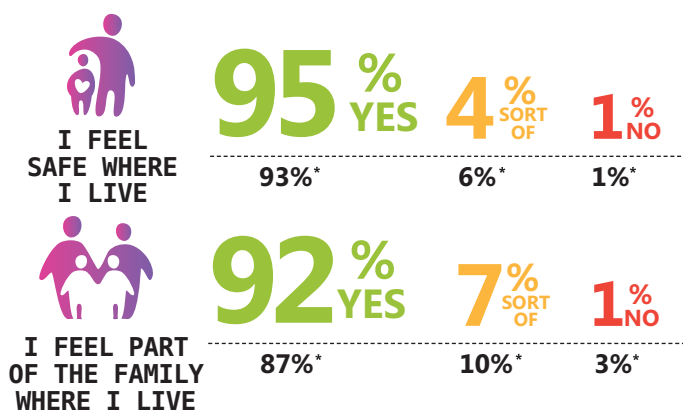
LISTENING TO THE VOICES OF CHILDREN & YOUNG PEOPLE IN OUT OF HOME CARE 2019 NATIONAL OVERVIEW

- We listened to the voices of 1606 children and young people in out of home care with Life Without Barriers across Australia. This included 1468 in foster care and 138 in residential care.
- We asked children and young people aged seven (7) years and over:
 - » Do you feel safe where you live?
 - » Do you feel part of the family where you live? (children and young people in family-based care)
 - » Do you feel supported where you live? (children and young people in residential care)

- We also asked children and young people aged seven (7) years and over to complete the Children's Happiness Scale.
- For each child and young person, we asked their Life Without Barriers caseworker:
 - » Based on your existing knowledge of the child or young person and your observations today, how would you rate the child or young person's safety and wellbeing?

Where children and young people stated that they did not feel safe where they lived or where the caseworker thought that the child or young person had significant safety or wellbeing issues, cases were escalated to management.

CHILDREN AND YOUNG PEOPLE TOLD US

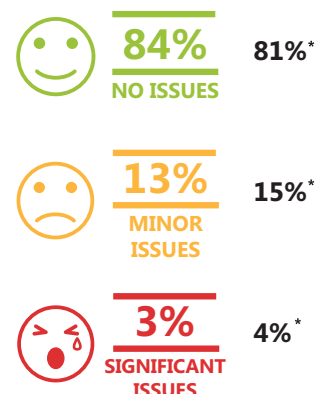


ALL RESULTS AS AT 28/08/2019



CASE MANAGERS TOLD US

RATINGS OF CHILDREN'S SAFETY AND WELLBEING



HAPPINESS SCALE

996 children and young people completed the Children's Happiness Scale¹, recording their views about whether 20 statements about happiness and unhappiness are true for them. The scale calculates a "happiness score" based on which statements are chosen.

Children and young people in foster care had slightly higher happiness scores than children and young people in residential care.

Children and young people were most likely to say that the following statements were true for them:

1. I am treated fairly (88%)
2. I have lots of fun (88%)
3. Life is good for me at the moment (88%)
4. I am quite proud of myself (80%)
5. I am good at learning new things (80%)

*Results from the same question in 2014.

¹Developed by the UK Office for Standards in Education, Children's Services and Skills (OFSTED).



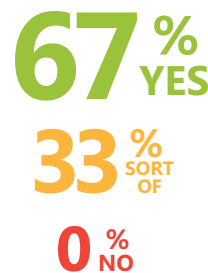
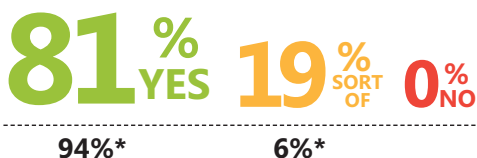
LISTENING TO THE VOICES OF CHILDREN & YOUNG PEOPLE IN OUT OF HOME CARE IN VICTORIA

In Victoria, 32 children and young people in foster care and 3 children and young people in residential care participated.

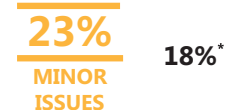
CHILDREN AND YOUNG PEOPLE TOLD US



CASE MANAGERS TOLD US



RATINGS OF CHILDREN'S SAFETY AND WELLBEING



ALL RESULTS AS AT 28/08/2019

HAPPINESS SCALE

20 children and young people in Victoria completed the Children's Happiness Scale¹, recording their views about whether 20 statements about happiness and unhappiness are true for them. The scale calculates a "happiness score" based on which statements are chosen.

Children and young people in foster care had slightly higher happiness scores than children and young people in residential care.

Children and young people were most likely to say that the following statements were true for them:

1. I have lots of fun (100%)
2. I have lots of friends (90%)
3. Life is good for me at the moment (85%)
4. I am treated fairly (85%)
5. I am good at learning new things (80%)

*Results from the same question in 2014.

¹Developed by the UK Office for Standards in Education, Children's Services and Skills (OFSTED).